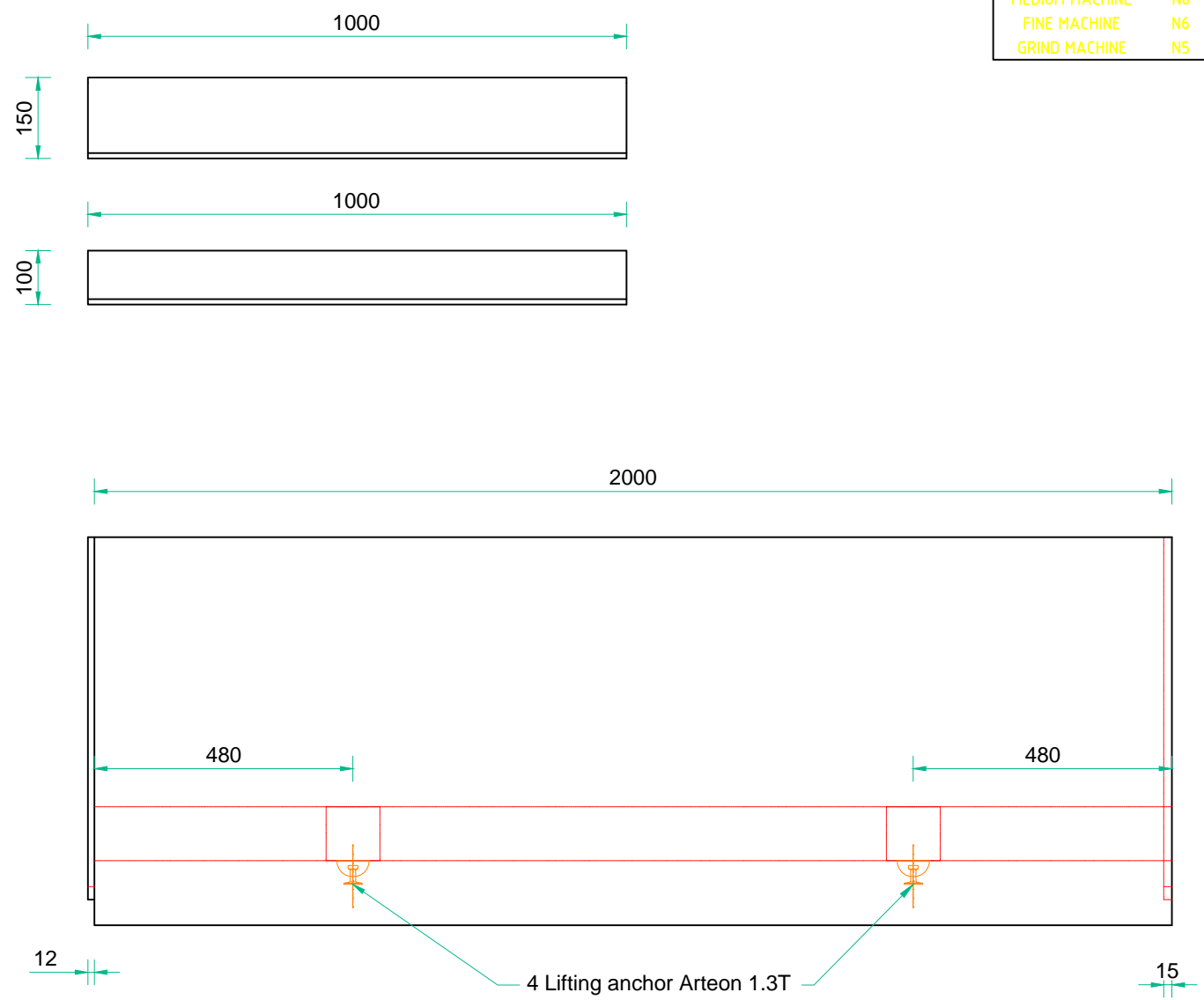
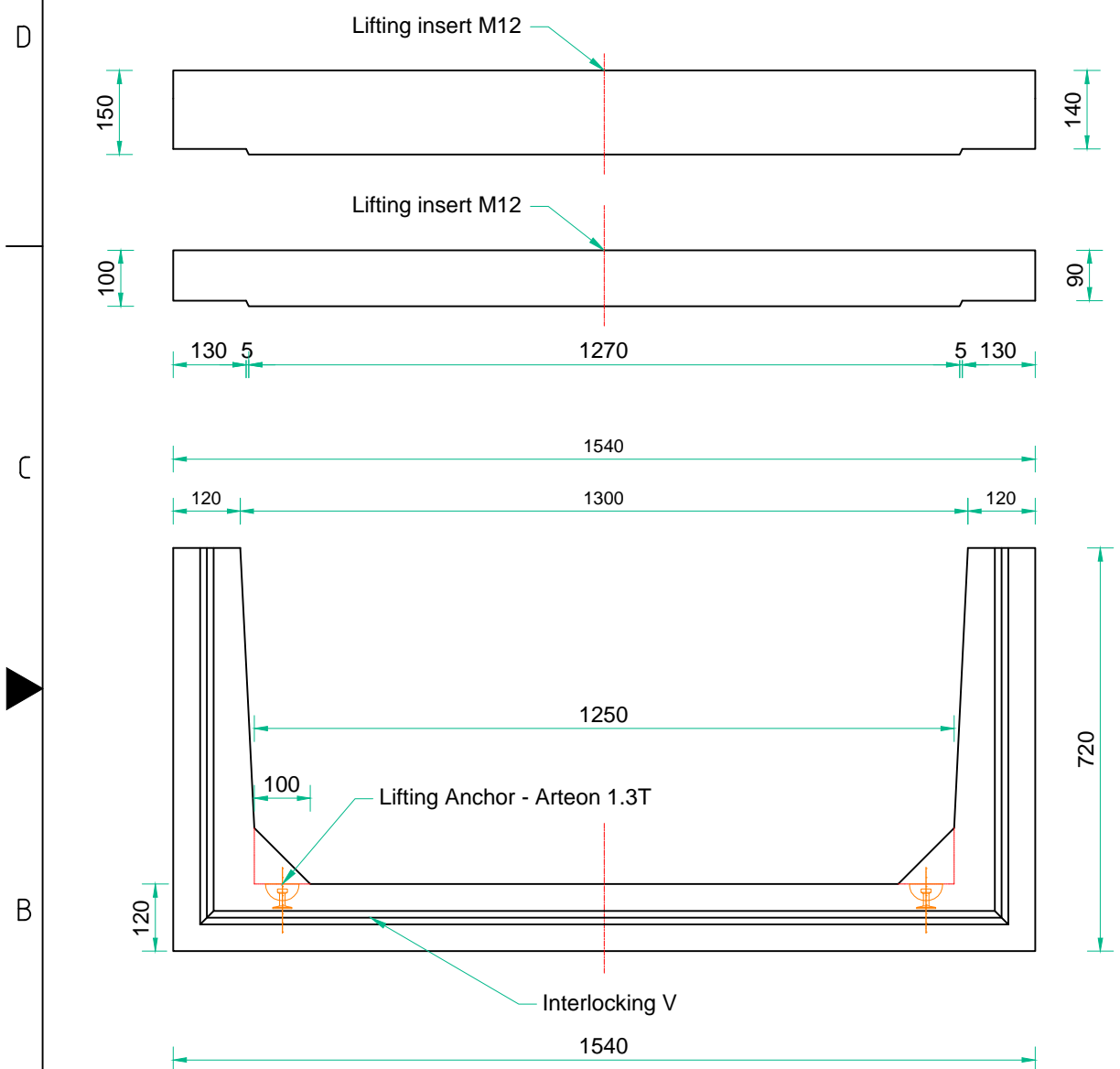


DO NOT SCALE

COPY RIGHT AND DESIGN RIGHT THIS DRG IS THE EXCLUSIVE PROPERTY OF STANTON BONNA CONCRETE LTD. AND IS CONFIDENTIAL AND MUST NOT BE REPRODUCED OR DISCLOSED TO A THIRD PARTY WITHOUT WRITTEN CONSENT. IT MUST BE USED ONLY FOR THE PURPOSE FOR WHICH IT HAS BEEN ISSUED AND IS RETURNABLE ON REQUEST

MACHINING SYMBOLS		
	ISO	Ra
ROUGH MACHINE	N10	12.5µm
MEDIUM MACHINE	N8	3.2µm
FINE MACHINE	N6	0.8µm
GRIND MACHINE	N5	0.4µm



Trough Weight - 1954kg per unit
 Standard Lid Weight - 372kg each.
 Heavy duty Lid Weight - 523kg each
 Troughs Designed and manufactured to BS EN 1433,
 Load Classification D400, - Heavy Duty Lids to
 withstand Wheel Loads not exceeding 11 tonne.

Please Note - A Rubber or Foam Conformance layer between trough and covers are recommended where units are subject to Heavy Vehicular Loads.

THIS DRAWING WAS PRODUCED USING AUTOCAD AND SHOULD ON NO ACCOUNT BE AMENDED BY HAND

Stanton Bonna
 TITLE
 TROUGH with LID
 size 1250 Wide x 600 Deep
 B-S Ref 199

STANTON BONNA CONCRETE LTD.
 Littlewell Lane, Stanton-by-Dale,
 Ilkeston, Derbyshire. DE7 4QW
 TEL: 0115 944 1448 FAX: 0115 944 1466

SCALE	HMM
DRAWN	M MANNERS
DATE	26/05/2015

REV	DATE	ZONE	ALTD	CKD	APPD	ALTERATIONS	REV	DATE	ZONE	ALTD	CKD	APPD	ALTERATIONS
							00						INITIAL ISSUE
													ALTERATIONS

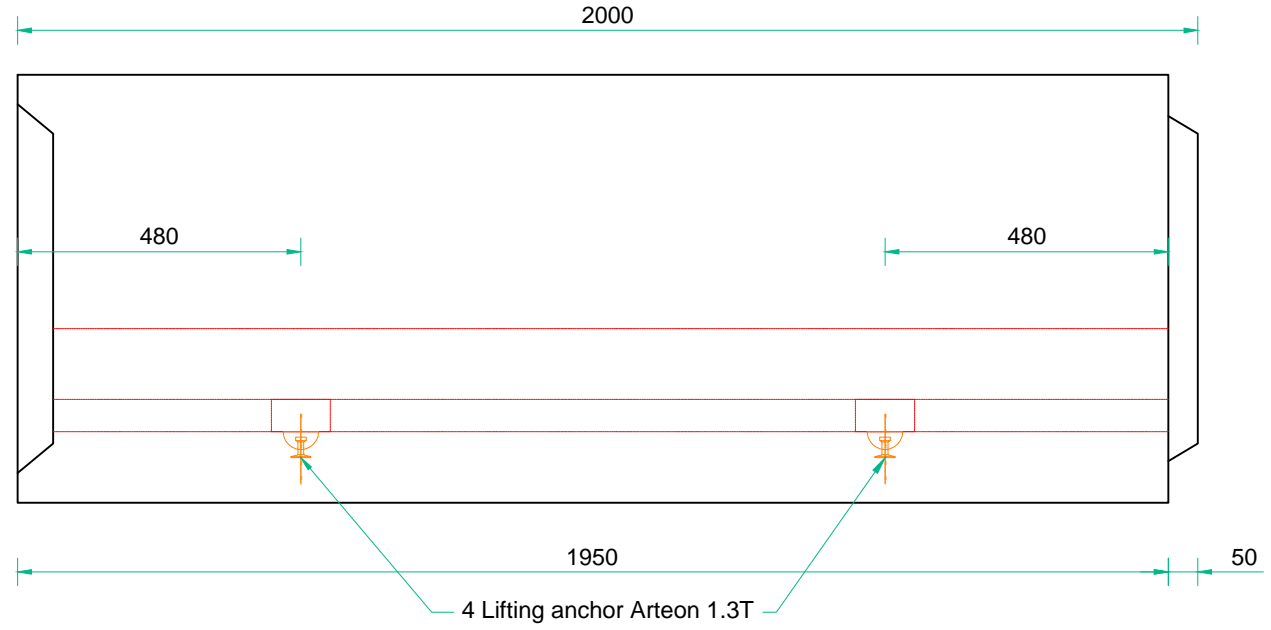
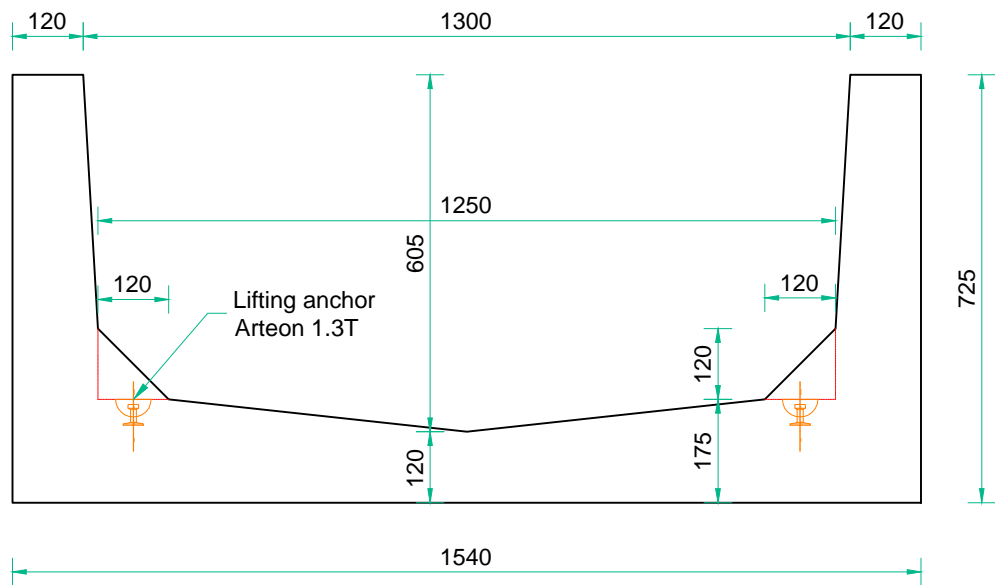
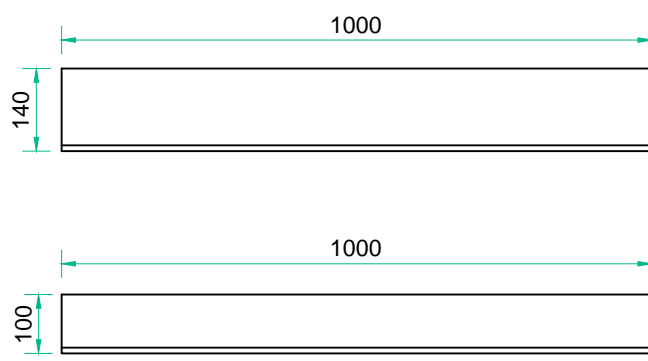
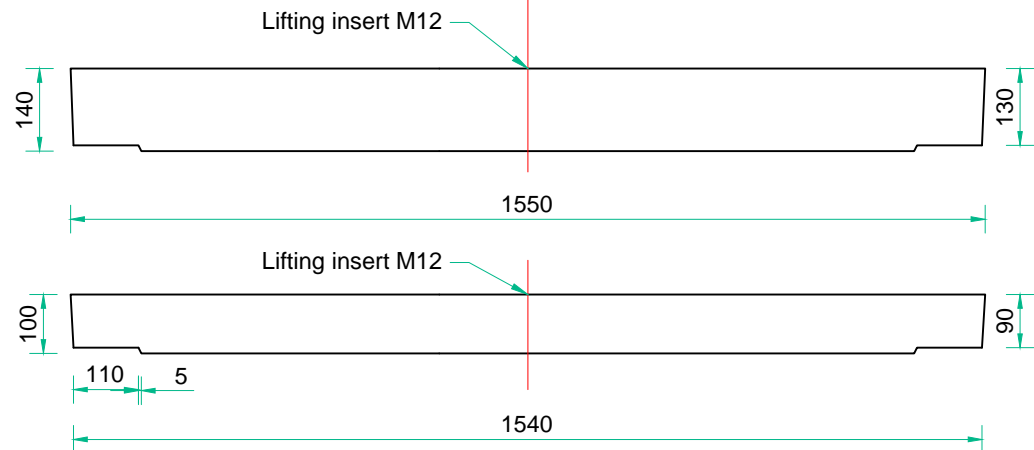
DRG. No. CDO/C/2751

REV No. 0

DO NOT SCALE

COPY RIGHT AND DESIGN RIGHT THIS DRG IS THE EXCLUSIVE PROPERTY OF STANTON BONNA CONCRETE LTD. AND IS CONFIDENTIAL AND MUST NOT BE REPRODUCED OR DISCLOSED TO A THIRD PARTY WITHOUT WRITTEN CONSENT. IT MUST BE USED ONLY FOR THE PURPOSE FOR WHICH IT HAS BEEN ISSUED AND IS RETURNABLE ON REQUEST

MACHINING SYMBOLS		
	ISO	Ra
ROUGH MACHINE	N10	12.5µm
MEDIUM MACHINE	N8	3.2µm
FINE MACHINE	N6	0.8µm
GRIND MACHINE	N5	0.4µm



Trough Weight - 1964kg per unit
 Standard Lid Weight - 372kg each.
 Heavy duty Lid Weight - 523kg each
 Troughs Designed and manufactured to BS EN 1433,
 Load Classification D400, - Heavy Duty Lids to
 withstand Wheel Loads not exceeding 11 tonne.

Please Note - A Rubber or Foam Conformance layer between trough and covers are recommended where units are subject to Heavy Vehicular Loads.

THIS DRAWING WAS PRODUCED USING AUTOCAD AND SHOULD ON NO ACCOUNT BE AMENDED BY HAND

Stanton Bonna
 TITLE
 TROUGH with LID
 size 1250 Wide x 600 Deep
 with Heavy Duty 120mm wall thickness
 B-S Ref 334

STANTON BONNA CONCRETE LTD.
 Littlewell Lane, Stanton-by-Dale,
 Ilkeston, Derbyshire. DE7 4QW
 TEL: 0115 944 1448 FAX: 0115 944 1466

SCALE	HMM
DRAWN	M MANNERS
DATE	26/05/2015

REV	DATE	ZONE	ALTD	CKD	APPD	ALTERATIONS	REV	DATE	ZONE	ALTD	CKD	APPD	ALTERATIONS
							00						INITIAL ISSUE
													ALTERATIONS

DRG. No. CDO/ C / 2751

REV No.	A
---------	---

ORIGINAL FRAME SIZE (INCL. BORDER) 594 x 420 A2