

**Lifting Instructions for  
DN 2000, DN 2200 &  
DN 2400 Pipes**  
fitted with Loc-King Lifting Anchors

PD 38 rev D

14/10/04

## INTRODUCTION

The Loc-King pipe lifting system is designed to provide a safe and efficient means of lifting pipes.

The system comprises lifting anchors cast into the wall of the pipe and a special two leg chain set incorporating special eyes which are connected to the cast in anchors for lifting operations.

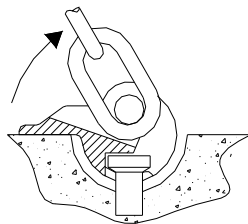
Pipes must be handled, stored and installed using safe working practices in accordance with the requirements of statutory Health and Safety regulations.

Junctions and bends are not supplied with cast in anchors and consequently traditional methods must be used for lifting of these units.

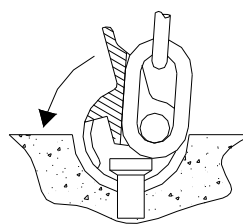
## CONNECTING THE EYE

It is essential that the eye is correctly connected to the anchor before any lifting operation is undertaken.

To connect the eye simply place the opening of the eye over the anchor head and rotate the tail until it is in touch with the external surface of the pipe wall. The tail should point towards the second anchor. If this is not the case then the eye must be removed and turned through 180°.



CONNECTION

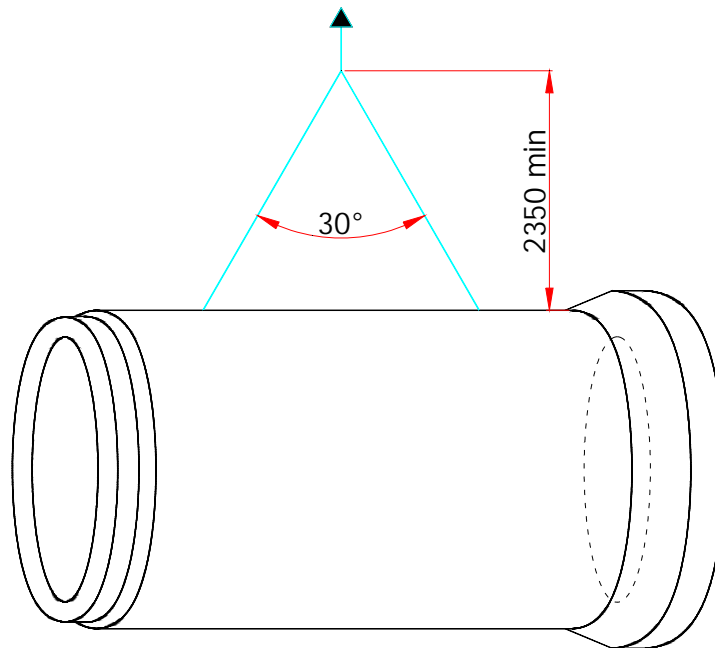


REMOVAL

To remove the eye slacken the connecting chain and rotate the tail until the eye can be lifted off the anchor.

## LIFTING

Ensure that the crane hoist is centrally placed between the two anchors and lift the pipe. During lifting the included angle between chains must not exceed  $60^\circ$  for DN 2000 and 2200 pipes. For DN 2400 pipes a separate chain set without shortening clutches will be required to ensure the angle between the chains does not exceed  $30^\circ$ . Lifting should be carried out slowly and steadily, avoiding all shocks and impacts. DN 2200 and 2400 pipes must not be transported over uneven ground when being lifted by their anchors.



Lifting arrangement for DN 2400 pipes

Lifting anchors and chains must not be used for jointing.

Note that stub pipes and rocker pipes contain only one lifting anchor.

## ANCHOR RECESSES

Before backfilling anchor recesses should be made good flush with the outside surface of the pipe.

Material for making good shall be one of the following.

- a) 1:3 cement sand mortar proportioned by mass. The cement shall be compatible with that in the pipe and the sand shall comply with the requirements for fine aggregates in BS EN 12620 but have a grading such that 100% of the material passes a 5 mm sieve.
- b) Epoxy or polyester resin.

## MAINTENANCE

Pipe chains are tested in accordance with the Lifting operations and Lifting Equipment Regulations 1997. They should be regularly inspected for signs of wear and tear by a competent person.

Right to Change: The specifications given in this document are believed to be correct but are not guaranteed. Stanton Bonna reserve the right to alter any specifications given in accordance with its policy of continuous product development. All rights reserved.

**Stanton Bonna Concrete Limited** • Littlewell Lane • Stanton-By-Dale • Ilkeston • Derbyshire • DE7 4QW

**T** 0115 944 1448 **F** 0115 944 1466 **E** [info@stanton-bonna.co.uk](mailto:info@stanton-bonna.co.uk) **W** [www.stanton-bonna.co.uk](http://www.stanton-bonna.co.uk)